

Electronic Keyboard



GuildExam.com

THE PUBLIC MUSIC & SPEECH EXAMINATION BOARD

This official syllabus of the GUILD are purposely designed to meet the needs of Private Teachers, Professional Musicians, Members of the Acting Profession and Education Institutions, as well as to cater for those of the large company, if not the majority, of music and drama lovers whose desire is to pursue the study and practice of their art chiefly for its aesthetic and spiritual values, if not for professional reasons.

Because of the character of its constitution as revealed in the “Article of Association” the GUILD is particularly suited for such a purpose. Therefore, the examination Lists will be found to be comprehensive, catering for the academically minded, the performing artist, and for those who seek recreation, cultured selfexpression and the development of a rewarding and satisfying professional life.

All of the work is carefully graded, and teachers preparing students for GUILD examination will have a very useful outline upon which to develop their lessons. GUILD examinations provide for a wide range of abilities and give an excellent goal for students in their music studies. They develop a sense of purpose and direction and can be undertaken in addition to other activities, as they are not meant to be the only music event in a student’s year.

The report provides a reliable assessment of a candidate’s progress, and contributes, through comments and marks, to the student’s development.

In all GUILD syllabus, teachers will find the requisites of a ready planned system of training for their students, in which due regard to the need for a broadly based knowledge and skill has been carefully integrated throughout the Grades and Diploma areas, so as to encourage personal music development to the limit of the individual.

It is the sincere desire of the GUILD council that the continuing growth of the GUILD national Music & Speech education program, and of these highly developed and often innovative syllabus, will especially aid teachers and their students in the furtherance of their personal studies and interests, thereby enhancing the appreciation of the musical and dramatic arts in the community at large.

CONTENTS

1.	Music Examination Options	03
2.	Examination Information	05
3.	Grade + Level One	09
4.	Grade + Level Two	11
5.	Grade + Level Three	13
6.	Grade + Level Four	15
7.	Grade + Level Five	18
8.	Grade + Level Six	21
9.	Grade + Level Seven	24

GUILD PRACTICAL MUSIC EXAMINATION OPTIONS

Option 1 : Practical GRADE Examinations

(with Technical works)

Grade One



Grade Two



Grade Three



Grade Four



Grade Five



Grade Six



Grade Seven

Option 2 : Performance LEVEL Examinations

(without Technical works)

Level One



Level Two



Level Three



Level Four



Level Five



Level Six



Level Seven

Option 1 : GRADE Examinations**Grade 1 to Grade 5**

Technical work	20 Marks
List A	20 Marks
List B	20 Marks
List C	20 Marks
Sight Reading	7 Marks
Ear Test	7 Marks
General Knowledge	6 Marks

Grade 6 to Grade 7

Technical work	16 Marks
List A	16 Marks
List B	16 Marks
List C	16 Marks
List D	16 Marks
Sight Reading	7 Marks
Ear Test	7 Marks
General Knowledge	6 Marks

Option 2 : LEVEL Examinations**Level 1 to Level 5**

List A	20 Marks
List B	20 Marks
List C	20 Marks
List D	20 Marks
Summary	20 Marks

Level 6 to Level 7

List A	16 Marks
List B	16 Marks
List C	16 Marks
List D	16 Marks
List E	16 Marks
Summary	20 Marks

Examination Information

1. EXAM ENTRIES

Open to public entries from individual, schools, corporations, etc.

Exam are held twice yearly :- May/June (closing date 31st March)
Nov/Dec (closing date 31st August)

Latest exam forms and fees can be obtained @ www.guildexam.com

2. PLAYING STYLES

- a) Melody with 3 or 4 finger chords.
- b) Two hand pianistic style without automatic accompaniment or rhythm.
- c) Two hand pianistic style with pre-programmed band and /or orchestral backing.

Grade 1, 2, 3 – Candidates must perform on an instrument with a minimum of 5 octaves which will allow for the use of dynamics and attention to phrasing. Thus usually requires the instrument to have an expression pedal, a touch sensitive keyboard and a sustaining pedal for use in piano style playing.

Playing styles required – (a), (b). One of each to be presented.

Grade 4, 5 – In addition to the previous requirements as listed above, candidates must have an instrument that allows for programming. Playing styles required – (a), (b), (c). One of each to be presented.

Grade 6, 7 – In addition to the previous requirements as listed above, it must have multi-track and multi-timbre recording facilities or an automatic arranger, disk drive is mandatory. Playing styles required – (a), (b), (c). One of each to be presented.

One list will involve programming a simple 4 part arrangement which will be based upon a 16 bar song format. It should consist of a solo line, chordal padding, bass line and a pre-set drum backing. A song arranger can be used with your solo line instead of adding separate backing parts. A solo part with the backing chords indicated above in the music, must be written and a copy given to the examiner prior to the programming. The quality of the composition must reflect the level of examination being attempted.

3. EXAMINATION MUSIC.

All of the chosen music provides a basis for a sound foundation and a pleasing repertoire. A few items in the Examination Lists are published in a number of alternative versions. Care should be taken to ensure that the correct standard for the specific grade level is used, as edition of the same work often differ markedly. Arrangements (with care) can be freely used in this syllabus. Candidates must bring their own electronic keyboard, keyboard stand and music stand (*if needed*) to the examination room.

4. MEMORY.

Although not in Grade requirement, the playing of all music from memory is to be encouraged as many benefits can be derived from playing from memory. Style, skill and confidence often develop considerably in this way as the student's attention is not diverted by the need to continually look at the printed page. Memory work is required in the Associate and Licentiate Diploma practical examinations.

5. "OWN CHOICE".

As an aid to individual student development, an "Own Choice" section is included in every Grade and Diploma List throughout the entire Syllabus. In Grade 1 and 2, the "Own Choice" selection is left to the discretion of the teacher and/or the candidate. Teachers need not refer to the GUILD for approval of a substituted work in these two grades unless, it is normal procedure to apply to the GUILD for permission to include "Own Choice" works in a candidate's examination program.

A photocopy of the first page of the work, together with return postage, should be forwarded to the GUILD office. If approved, the "Own Choice" work will be given the GUILD stamp and dated. The candidate's name and level of examination will be recorded. Teachers who wish to apply substitute works with "Own Choice" selection are advised to apply to the GUILD before preparing the student for examination. This is to avoid any disappointment should the works selected is not approved for the examination. All "Own Choice" approval letters are required to be kept by the teachers/schools and must be presented to the examiner upon request during the exam.

6. IMPROVISATION.

It is important to remember that students are encouraged to develop this ability and to introduce this skill into their examination performance. Improvisation is a spontaneous skill based upon the chord structure of the music being studied.

7. CHORD PROGRESSION.

These are examination requirements in the Keyboard Syllabus at Grade Five, Six and Seven. The chords are generally used in these progressions are basic triads and should be ideally played in the Keyboard style or in four part vocal style. However, until skill developed, the chords can be played in any position in the right hand with the left hand generally completing the chord with a Tonic octave. The purpose of these progressions is to develop a basic knowledge of the importance of correct chord use in both practical and theoretical music. All chord progressions for Grade Five, Six and Seven are given in detail in the Student Supplementary Book.

8. CHORDS.

Candidates should know all of the chords (modern or otherwise) which are listed for each grade, as the Examiner will always ask for some of these. However, it is realized that there are many other chords used in the examination music, which candidates choose and which are not shown in the chord list in the Technical Work section of the examination requirement. These additional chords are not examinable, but teachers should always make certain that their students are thoroughly familiar with them. It is important to give the student this knowledge and skill so that adequate individual development be not unduly retarded.

9. PERFORMANCE.

Teachers and students should not overlook the importance of personal style development. This is in accordance with GUILD philosophy in developing self-esteem and personal skill. But, attention to different styles and accuracy of music in general must not be neglected. It should always be born in mind that the music, which has been chosen for the examination, must be played with absolute precision and accuracy in respect of the demands of the period and of the composer's intention. It is expected that teachers and candidates will give careful consideration to the development of technical skill and musical ability so that the necessary styling demands of the music to be adequately met.

10. ASSESSMENT.

In the examination assessment of candidates, Examiners will carefully consider the following points: -

- Poise, musical control and co-ordination ; Style, tone and interpretation
- Effective use of the sustaining pedal ; Technical control of the fingers, hands, wrists and arms
- The ability of the candidate to employ the concept of economy of movement in muscular control at the keyboard. No excessive or wasteful movement

11. SIGHT READING.

This essential skill will always be tested in an examination. The tests given will generally reflect the key signature and technical requirements of the grade level being examined. Therefore it is necessary for teachers to insist that their students give each day to the development of this skill. Always train the student to look well ahead and to be ready for what is coming along. Candidate will be allowed a time to practise their sight reading prior to being asked to perform it, from which point they will be assessed.

12. "SUMMARY" IN PERFORMANCE EXAM.

Candidates who are taking Performance Exam should prepare a short information segment in a small folio about each piece being played. This is given to the examiner when entering the examination room and candidates are required to announce the pieces performed and present as if for a performance. In addition, this is also section for examiner to make overall comment of the full examination. This included general musicality, control, presentation etc. The SUMMARY takes all of this into account. Please refer to each specific Level for further details.

13. GRADINGS & PASS MARKS.

100 ~ 96	=	High Distinction
95 ~ 90	=	Distinction
89 ~ 85	=	Honours
84 ~ 80	=	B+ Credit
79 ~ 75	=	B Credit
74 ~ 70	=	C+ Pass
69 ~ 65	=	C Pass
64 ~ 0	=	Not Grade Standard {NGS} (No certificate issued)


Minimum Pass marks are as below:

Grade 1 to 5	=	Minimum Pass of C 65 marks. Grade
6 to Diploma	=	Minimum Pass of C+ 70 marks.

In addition, Examiners sometimes use NGS when marking a particular section in an examination. This is always an indication that much more work remains to be accomplished in that section.

DIPLOMA EXAMINATIONS are either Pass or Not Diploma Standard {NDS}, Minimum Pass 70 marks,

1) Technical Work : 20 marks

Scales :	Similar motion. Hand together. Legato touch. Ascending and descending. Tempo : Four crotchets = MM 54	Two octaves
	Major. C, G, D, F Harmonic Minor A Melodic Minor A	
Contrary Motion :	Major. C, G Harmonic Minor A	
Broken Chords :	Hands separate, three note groups. Ascending and descending. Major C, G	One octave
Chords :	Right Hand any position of the triad. Left Hand single tonic note or octave. C, G, G7, F, Am,,Dm	

2) Sight Reading : 7 marks

A short simple phrase with no note shorter than a crotchet. Either 8 bars in common time, or 8 bars or more in 2/4 or 3/4 time. In the keys of C, G and F Major only. Hands separate.

3) Ear Test : 7 marks

Rhythm : To clap or tap a short two bar phrase played twice by the Examiner. No note value smaller than a quaver.

Intervals : To hum or sing and identify any note of the C Major common chord. The candidate can use either letter names, degree names, solfa or intervals (1.3.5.8) when answering.

Pitch : To state which is the higher or lower of any two notes played consecutively by the Examiner. To hum or sing the Tonic at the end of a short unfinished descending melody played by the Examiner.

4) General Knowledge : 6 marks

General questions based upon the music performed. Including note and rest values, staff, clefs, accidentals, time and key-signature. Simple signs and terms found in the examination pieces. The outline given is a guide to the candidate. The Examiner may choose to ask any reasonable question relative to the grade in order to reach an assessment

5) Performance : 60 marks

Candidates are required to perform THREE contrasting pieces. (3 X 20 marks)

Any Dream Will Do, Let it Be, Bad Moon Rising, Blowin' In The Wind, Bye Bye Love, Can You Feel The Love Tonight, Do Wah Diddy Diddy, Imagine, Mr.Tambourine Man, One More Night, Rio Grande, Seasons In The Sun, Where Have All The Flowers Gone?, White Rose Of Athens, Yellow (*choose one*)

from The Complete Keyboard Player Book 1 by Kenneth Baker [Wise 6636]

English Country Garden, Imagine, Tennessee Waltz (*choose one*)

from The Complete Keyboard Player Song Book 1 by Kenneth Baker [Wise 075]

EI Condor Pasa, Sailing, Greensleeves (*choose one*)

from Making the Grade 1 by Frith Lynda [Chester, Music Sales]

Space Shuttle Blues, Greensleeves, Amazing Grace, The Entertainer (*choose one*)

from Basic Chord Approach Electronic Keyboards Book 3 [Alfred 3111]

Curly Locks, Ding Dong Bell, Hot Cross Buns (*choose one*)

from Nursery Rhymes Electronic Keyboard Cocktails [Cramer Music 8584]

The Fool on the Hill by Cyril Waters

from Its Easy to Play Beatles [Wise Pub, Music Sales]

Think About the Happy Days, Why am I Blue , Minuet in G, He's Got the Whole World in His Hands,

Blues City, House of the Rising Sun, The Entertainer (*choose one*)

from Teach Yourself to Play [Alfred 2120]

Own Choice : *Non Guild Approval Required.*

.....oOo.....

PERFORMANCE EXAM

LEVEL ONE

Examination Time : 10 minutes

Minimum Pass : 65 marks

In addition to the normal grade examination, performance exam is also available for candidates who prefer purely performance only, no other technical works required.


1) Performance : 80 marks

Candidates are required to perform **FOUR contrasting pieces** from any of the above selections. Full marks for each piece are 20 marks. The FOUR chosen pieces have a total of 20 marks each and will form a list to be submitted for the examination. If the total performance time of the chosen pieces do not meet the minimum requirement of **6 minutes**, the candidate is allowed to choose additional pieces but the marks will be shared i.e.10 marks each to make a total of 20 marks for that section.

2) Summary : 20 marks

Candidates are required to prepare a short information segment in a small folio about each piece being played. This is given to the examiner when entering the examination room. Candidates are required to announce the pieces performed and present as if for a performance. Presentation, clarity of voice, suitable dress, musicality, control, presentation etc. all these take into account.

1) Technical Work : 20 marks

Scales :	Similar motion. Hand together. Legato or Staccato touch. Ascending and descending. Tempo : Four crotchets = MM 66	
	Major. F, Bb	Two octaves
	Harmonic Minor D, E	
	Melodic Minor D, E	
Contrary Motion :	Major. F, D	
	Harmonic Minor D, E	
Broken Chords :	Ascending and descending. Hands separate.	
	Major G	One octave
	Minor D	
Chords :	Right Hand any position. Left Hand single tonic note or octave. C, G, D, F, Bb, C7, G7, F7, Am, Dm, Em	

2) Sight Reading : 7 marks

A short passage with no note shorter than a crotchet and with no accidentals. Hands together. In the keys of C, G, F major only. In either 4/4, 3/4 or 2/4 time.

3) Ear Test : 7 marks

Rhythm : To clap or tap a four bar simple passage played twice by the Examiner in 2/4 time. Undotted minims, crotchets and quavers.

Intervals: To hum or sing and identify any two notes of the C Major common chord. The Examiner will first play the chord as an arpeggio before the two notes within the Compass Middle C-C. The candidate can use either letter names, degree names, solfa or intervals (1.3.5.8) when answering.

Pitch : To hum or sing the tonic of a short descending or ascending phrase played by the Examiner

4) General Knowledge : 6 marks

General questions based upon the music performed. Terms, words and signs found in the music. Time and key signatures, staccato, accent and all dynamic signs used in the examination pieces. The outline given , is a guide to the candidate . The Examiner may choose to ask any reasonable question relative to the grade in order to reach an assessment.

5) Performance : 60 marks

Candidates are required to perform THREE contrasting piece. (3 X 20 marks)

Sailing [Downs, Colin], Stuck In The Middle With You, Hello Goodbye, Rock Around The Clock, The Tide Is High, No Matter What, Every Breath You Take, I Have A Dream, Fields Of Gold, In The Midnight Hour, Blind Date, Wonderful Tonight, I Can See Clearly Now, How Deep Is Your Love, Turn, There She Goes, When You Say Nothing At All, Love Me Tender, Get Back, Candle In The Wind, Scarborough Fair/Canticle (*choose one*)

from The Complete Keyboard Player Book 2 by Kenneth Baker [Wise 6637]

Cecilia, Feeling Groovy, Piano Man, Singing in the Rain, Spanish Harlem (*choose one*)

from The Complete Keyboard Player Song Book 1 by Kenneth Baker [Wise4075]

What the World Needs is Love, Sometimes When We Touch (*choose one*)

from The Complete Keyboard Player Easy Listening by Kenneth Baker [Wise 3794]

Just Like Billy Joel, Two Way Street (*choose one*)

from Jazz/Rock Performance 2 [Alfred 6254]

Chim Chim Cher-ee, Neighbour, Bridge Over Troubled Waters (*choose one*)

from Making the Grade 2 [Chester, Music Sales]

Eight Days a Week, Norwegian Wood, Here There and Everywhere, With a Little Help from My Friends

(*choose one*) *from* Its Easy to Play Beatles [Wise, Music Sales]

Own Choice : *Non Guild Approval Required.*

.....oOo.....

PERFORMANCE EXAM

LEVEL TWO

Examination Time : 10 minutes

Minimum Pass : 65 marks

In addition to the normal grade examination, performance exam is also available for candidates who prefer purely performance only, no other technical works required.

1) Performance : 80 marks


Candidates are required to perform a minimum of **FOUR contrasting pieces** from the above list of selections). The FOUR chosen pieces have a total of 20 marks each and will form a list to be submitted for the examination. If the total performance time of the chosen pieces do not meet the minimum requirement of **6 minutes**, the candidate is allowed to choose additional pieces but the marks will be shared i.e.10 marks each to make a total of 20 marks for that section.

2) Summary : 20 marks

Candidates are required to prepare a short information segment in a small folio about each piece being played. This is given to the examiner when entering the examination room. Candidates are required to announce the pieces performed and present as if for a performance. Presentation, clarity of voice, suitable dress, musicality, control, presentation etc. all these take into account.

.....oOo.....

1) Technical Work : 20 marks

Scales :	Similar motion. Hand together. Legato or Staccato touch. Ascending and descending. Tempo. Four crotchets = MM 76	Two octaves
	Major. A, E, B Harmonic Minor C, G Melodic Minor C, G	
Contrary Motion :	Major. A, E Harmonic Minor C, G	
Broken Chord :	Ascending and descending. Hands separate. Major F Minor E	One octave
Arpeggios :	Major C, G Minor A, E	Two octaves
Chords :	Right Hand any position, Left Hand single tonic note or octave A, E, B, Cm, Fm, Gm, D7, A7, Am7, Dm7	

2) Sight Reading : 7 marks

A passage of 8 bars in 4/4, 3/4 or 2/4 time in the keys of C, G, or F major. To be played by both hands at the moderate speed of one crotchet=MM100. No accidentals but phrasing must be observed.

3) Ear Test : 7 marks

Rhythm : To clap or tap a simple four bar passage played twice by the Examiner in $\frac{3}{4}$ time. Crotchets, quavers and dotted minims will be used.

Intervals : To hum or sing and identify any of the first FIVE notes of the major scales. The Examiner will first play the tonic chord of the scale selected, then the five notes of the scale. (Not more than 3 sharps or 3 flats), before playing one note and requesting the answer. The test will be given twice. The candidate can use either letter names, degree names, solfa or intervals (1.2.3.4.5) when answering.

Tonality : To hum or sing and then identify as major or minor, a short diatonic phrase of 5-7 notes played twice by the Examiner. No dotted rhythms used.

4) General Knowledge : 6 marks

General questions based on the music performed. All terms, signs, time signatures and key signatures used in the chosen examination music. In addition, questions on scale information, tetrachords, tones and semitones. The outline given, is a guide to the candidate. The Examiner may choose to ask any reasonable question relative to the grade in order to reach an assessment.

5) Performance : 60 marks

Candidates are required to perform THREE contrasting piece. (3 X 20 marks)

Can't Get You Out Of My Head, Clocks, Theme From Star Wars, Hava Nagila, She's The One, Space Oddity, Reach, Don't Cry For Me Argentina, Mamma Mia, I'll Be There For You (Theme From Friends), Angels, Yesterday, I'm A Believer, When I'm Sixty Four, Livin' La Vida Loca, (Everything I Do) I Do It For You, The Winner Takes It All, Isn't She Lovely, Ob-la-di, Ob-la-da

(choose one) from The Complete Keyboard Player Book 3 by Kenneth Baker [Wise]

Claudette, If Not for You, More Than I Can Say, Portrait of My Love, Too Young,

(choose one) from The Complete Keyboard Player Easy Listening by Kenneth Baker [Wise 3794]

Fool, He'll Have to Go, I Ain't Got Nobody, Take the A Train, Patricia, The Entertainer *(choose one) from The Complete Keyboard Player Song Book 2 by Kenneth Baker [Wise]*

Air That I Breathe, Falling in Love Again, If My Friends, Just the Way You Are, Liebestraume,

Polovtsian Dances, Thank You for the Music, That'll be the Day, Those Lazy Days of Summer,

Under Paris Skies, You Are My Sunshine, You Light Up My Life *(choose one)*

from The Complete Keyboard Player Song Book 3 by Kenneth Baker [Wise]

Rubies, Red and Hot, Lapis Lazuli Blues March, The Other Way Around, Getting it Right from the Start

(choose one) from Jazz Gems by Konowitz Bert [Alfred 14756]

I Left My Hear in San Francisco, Callan, Isn't She Lovely, Falling, Ob La Di Ob La Da, Tulips from, Amsterdam , Sunni, Where is Your Heart, Winner Takes it All *(choose one)*

from The Complete Keyboard Player Song Book 3 by Kenneth Baker [Wise7526]

Own Choice : *Guild Approval Required.*

.....oOo.....

PERFORMANCE EXAM

LEVEL THREE

Examination Time : 15 minutes

Minimum Pass : 65 marks

In addition to the normal grade examination, performance exam is also available for candidates who prefer purely performance only, no other technical works required.


1) Performance : 80 marks

Candidates are required to perform a minimum of **FOUR contrasting pieces** from the above list of selections. The FOUR chosen pieces have a total of 20 marks each and will form a list to be submitted for the examination. If the total performance time of the chosen pieces do not meet the minimum requirement of **10 minutes**, the candidate is allowed to choose additional pieces but the marks will be shared i.e.10 marks each to make a total of 20 marks for that section.

2) Summary : 20 marks

Candidates are required to prepare a short information segment in a small folio about each piece being played. This is given to the examiner when entering the examination room. Candidates are required to announce the pieces performed and present as if for a performance. Presentation, clarity of voice, suitable dress, musicality, control, presentation etc. all these take into account.

1) Technical Work : 20 marks

Scales :	Similar motion. Hand together. Legato or Staccato touch.	Two octaves
	Ascending and descending. Tempo. Four crotchets = MM 84	
	Major	Bb, Eb
	Harmonic Minor	F, B
	Melodic Minor	F, B
	Chromatic	C, C#
Contrary Motion :	Major	Bb, Eb
	Harmonic Minor	F, B
Arpeggios :	Hands together. Ascending and descending Root Position only.	Two octaves
	Major	F, Bb
	Minor	D, G
Chords :	Right hand any position, Left hand single tonic note or octave.	
	Eb, Bb7, Cm7, Gm7, C6, G6, F6, Bb6	

2) Sight Reading : 7 marks

A twelve bar passage in either the key of G, D, F major or in A Minor in 3/4, 4/4 or 6/8 time. Both hands together. Quaver and occasional accidentals will be used.

3) Ear Test : 7 marks

Rhythm : To clap or tap a four bar phrase played by the Examiner in 3/4, or 4/4 time. Dotted minims and dotted crotchets may be used.

Intervals: To hum or sing and identify any note of first SIX notes of the major scales. The Examiner will first play the tonic chord of the scales selected, then the six notes of the scale. (Not more than 4 sharps or 4 flats), before playing one note and requesting the answer. The test will be given twice. The candidate can use either letter names, degree names, solfa or intervals (1.2.3.4.5.6) when answering.

Tonality : To hum or sing and then identify as major or minor, a short chromatic phrase 5-7 notes played twice by the Examiner. Dotted rhythms may be used.

4) General Knowledge : 6 marks

General questions covering scale formation, tetrachords, tones and semitones, notation, rests, main keys of the chosen pieces. Binary Form. Easy intervals above C. G and F (Major 3rd and Perfect). The outline given is a guide to the candidate. The Examiner may choose to ask any reasonable question relative to the grade in order to reach an assessment.

5) Performance : 60 marks

Candidates are required to perform THREE contrasting piece. (3 X 20 marks)

Sunrise Sunset, Ain't Misbehaving, La Cumparsita, Green Eyes, Bali Ha'I, Memory, When You Wish Upon A Star, Lollipops And Roses, On The Sunny Side Of Street, Greensleeves, House of the Rising Sun, McNamara's Band, Smile, Upstairs Downstairs, Wonder of You, El Cumbanchero, Feelings, Lady In Red, I Dreamed A Dream (Les Miserables)

(choose one) from The Complete Keyboard Player Book 4 by Kenneth Baker [Wise 6975]

I'll Know, It's Impossible, Try a Little Tenderness, The Look of Love, Wonderful Tonight *(choose one)*
from The Complete Keyboard Player Easy Listening by Kenneth Baker [Wise3794]

Hey Jude, I Want to Hold Your Hand, Michelle, Penny Lane, She Loves You, This Boy,
With a Little Help from My Friends, *(choose one)*

from The Complete Keyboard Player The Beatles by Kenneth Baker [Wise 3771]

Dreams Bright and Beautiful, At a Sidewalk Café *(choose one) from Romantic Impressions [Alfred 6689]*

Absolutely Blue *from Keyboard Kaleidoscope [Alfred 14684]*

Alexander's Ragtime Band *from Jazz/Rock Performance.3 by Konowitz Bert[Alfred 6257]*

By the Time I get to Phoenix, Georgia, I'm Beginning to See the Light, Eleanor Rigby

(choose one) from The Complete Keyboard Player Song Book 3 by Kenneth Baker [Wise 3803]

Because, Fascination, Mambo Jambo, I'm Getting Sentimental Over You, Yesterday,

(choose one) from The Complete Keyboard Player Song Book 4 by Kenneth Baker [Wise 7240]

Own Choice : *Guild Approval Required*

.....oOo.....

PERFORMANCE EXAM

LEVEL FOUR

Examination Time : 15 minutes

Minimum Pass : 65 marks

In addition to the normal grade examination, performance exam is also available for candidates who prefer purely performance only, no other technical works required.

1) Performance : 80 marks


Candidates are required to perform a minimum of **FOUR contrasting pieces** from the above list of selections. The **FOUR** chosen pieces have a total of 20 marks each and will form a list to be submitted for the examination. If the total performance time of the chosen pieces do not meet the minimum requirement of **10 minutes**, the candidate is allowed to choose additional pieces but the marks will be shared i.e.10 marks each to make a total of 20 marks for that section.

2) Summary : 20 marks

Candidates are required to prepare a short information segment in a small folio about each piece being played. This is given to the examiner when entering the examination room. Candidates are required to announce the pieces performed and present as if for a performance. Presentation, clarity of voice, suitable dress, musicality, control, presentation etc. all these take into account.

.....oOo.....

1) Technical Work : 20 marks

Scales :	Similar motion. Hand together. Ascending & Descending Legato & Staccato touch and gradation of tone (Crescendo ascending and decrescendo descending) Tempo. Four crotchets = MM 92 Major F#, Ab, Db Harmonic Minor Bb, Eb Melodic Minor Bb, Eb Chromatic D, D#	Three octaves
		
Contrary Motion :	Major Ab, Db Harmonic Minor Bb, Eb	Two octaves
Staccato 3rds :	Hands separate Major C	
Arpeggios :	Hands together, Ascending and descending. Root Position and 1st Inversion Major D, A Minor B, C	
Chords :	Right Hand any position, Left Hand Single tonic note or octave C Dim., G Dim., D Dim., A Dim., F Dim. (Also written as Co) C Aug., G Aug., D Aug., A Aug., F Aug. (Also written as C+) Ab, D6, E6, A6, B6, Eb6, Ab6	
Chord Progression :	The Examiner will ask for ONE of the following : 1V V 1 Perfect cadence progression 1 1V 1 Plagal cadence progression In the key of C Major or C Minor. Primary Triads only	

2) Sight Reading : 7 marks

A passage in a Major key up to two sharps and two flats, or in a minor key up to one sharp or flat. Using dotted rhythmic patterns, tied notes, chords and simple modulations.

3) Ear Test : 7 marks

Rhythm : To clap or tap a four bar passage played twice by the Examiner in simple or 6/8 time. No note shorter than a quaver.

Intervals: To hum or sing and identify any degree of the major scale. The Examiner will first play the tonic chord of the scale selected, then the entire scale. (Not more than 5 flats), before playing one note and requesting the answer. The test will be given twice. The candidate can use letter names, degree names, solfa or intervals (1.2.3.4.5.6.7.8.) when answering.

Pitch : To hum or sing the higher of two notes played simultaneously by the Examiner within the Diatonic scale octave C-C. The key may be changed to accommodate voice range.

Tonality and Cadences: To identify whether a phrase played by the Examiner is in a major or a minor key, and if the end cadence is Plagal (1V-1) or Perfect (V-1).

4) General Knowledge : 6 marks



General questions covering terms and signs found in the examination pieces, keys and modulations, intervals including diminished and augmented above the notes D, A and B Flat. Time and accent. Binary and Ternary form. To be able to demonstrate these forms in the examination pieces. Scale formation and tetrachords. To recognize Perfect and Plagal cadence examples in the examination music presented. The outline given, is a guide to the candidate. The Examiner may choose to ask any reasonable question relative to the grade in order to reach an assessment.

5) Performance : 60 marks

Candidates are required to perform THREE contrasting piece. (3 X 20 marks)

My Kind of Girl, When You're Young and in Love (*choose one*)

from The Complete Keyboard Player Easy Listening by Kenneth Baker [Wise 3794]

As Time Goes By, Chariots of Fire, The Rose, If, What's New? (*choose one*)

from Easy Piano Encyclopedia by Coates Dan [Warner Bro.Pub]

Nights in White Satin, Unchained melody, Everything I Do, Pachelbel's Canon (*choose one*)

from Making the Grade 3 by Frith Lynda [Chester, Music Sales]

2nd Chance Blues, The Whistle Bossa Nova (*choose one*)

from Jazz/Rock Performance 4 by Konowitz Bert [Alfred

6258] Rubies, Red and Hot, Diamonds in the Rough (*choose one*)

from Jazz Gems Book 1 by Konowitz.Bert [Alfred

14756] Love is Blue, Very Thought of You (*choose one*)

from The Complete Keyboard Player Song Book 3 by Kenneth Baker [Wise 3803]

Don't Blame Me, The Power of Love, I'll Never Smile Again, When the Going Gets Tough (*choose one*)

from The Complete Keyboard Player Song Book 4 by Kenneth Baker [Wise 7240]

Serenade *from* Keyboard Dynamics Instruction Book 1 by Carol Klose [Hal Leonard 4237]

Own Choice : *Guild Approval Required*

.....oOo.....

PERFORMANCE EXAM

LEVEL FIVE

Examination Time : 15 minutes

Minimum Pass : 65 marks

In addition to the normal grade examination, performance exam is also available for candidates who prefer purely performance only, no other technical works required.

1) Performance : 80 marks


Candidates are required to perform a minimum of **FOUR contrasting pieces** from the above list of selections. The FOUR chosen pieces have a total of 20 marks each and will form a list to be submitted for the examination. If the total performance time of the chosen pieces do not meet the minimum requirement of **10 minutes**, the candidate is allowed to choose additional pieces but the marks will be shared i.e.10 marks each to make a total of 20 marks for that section.

2) Summary : 20 marks

Candidates are required to prepare a short information segment in a small folio about each piece being played. This is given to the examiner when entering the examination room. Candidates are required to announce the pieces performed and present as if for a performance. Presentation, clarity of voice, suitable dress, musicality, control, presentation etc. all these take into account.

.....oOo.....

1) Technical Work : 16 marks

Scales	Similar motion. Hand together. Ascending & Descending Legato & Staccato touch and gradation of tone (Crescendo ascending and decrescendo descending) Tempo. Four crotchets = MM 96	Three octaves
	Major Gb, Cb, C# Harmonic Minor C#, G#, D# Melodic Minor C#, G#, D# Chromatic E, F	
Contrary Motion	Major Gb, Cb, C# Harmonic Minor C#, G#, D#	Two octaves
Staccato 6th	Hands together, use thumb and 5th finger on E & C Major C	
Double Octaves	Hands together Major Eb Harmonic Minor C	One octave
Arpeggios	Ascending and descending, root position and 1st inversion. Major E, Eb, Ab Minor Bb, F, Eb	Three octaves
Dominant 7ths	Hands together, root position only In the keys of D, A, F	
Chords	Right Hand any position, Left Hand single tonic note or octave ALL Major and Minor chords C Maj7, GMaj7, D Maj7, AMaj7, FMaj7, BbMaj7, EbMaj7 E7, Eb7, Ab7, Em7, Bm7, Fm7, Bbm7	
Chord Progression	The Examiner will ask for ONE of the following : 1V V7 1 Perfect cadence progression V 1 1V 1 Plagal cadence progression In the key of E Major or F Minor. Primary Triads only	

2) Sight Reading : 7 marks

A passage in a Major key up to three sharps and three flats, or in a Minor key up to two sharps or flats. In either simple or compound time. Using semiquavers and syncopation.

3) Ear Test : 7 marks

Rhythm : To clap or tap a four bar passage played twice by the Examiner in simple or 6/8 time with no note shorter than a quaver. Moderate tempo.

Intervals: To hum or sing and identify any two notes of the major scale. The Examiner will first play the tonic chord of the scale selected, then the entire scale. (Not more than 6 sharps or 6 flats), before playing the two notes and requesting the answer. The test will be given twice. The candidate can use either letter names, degree names, solfa or intervals (1.2.3.4.5.6.7.8) when answering.

Pitch : To hum or sing the higher or lower of two notes played simultaneously by the Examiner within the diatonic scale octave C-C. The key may be changed to accommodate voice range.

Tonality and Cadence: To identify whether a phrase played by the Examiner is in a major or a minor key, and if the end cadence is Plagal (IV-I), Perfect (V-I) or Interrupted (V-VI)

Harmony : To identify as MAJOR or MINOR, triads played in root position by the Examiner. These will be played twice if necessary

4) General Knowledge : 6 marks



Questions covering the form and structure of the selected pieces. Advanced questions on intervals, including compound, inverted, diatonic or chromatic. Ornaments and abbreviations, terms, keys and modulations found in the chosen examination music. Knowledge of, and recognition of Plagal,

Perfect and Interrupted cadences within the examination music performed. The outline given is a guide to the candidate. The Examiner may choose to ask any reasonable question relative to the grade in order to reach an assessment.

5) Performance : 64 marks

Candidates are required to perform FOUR contrasting pieces. (4 X 16 marks)

An Introduction to the Blues, Improvising on the Blues (*choose one*) from
Deluxe Blues Solo Book by Dennis Matt [MB94714 MMC]

Lady Madonna from The Complete Keyboard Player The Beatles by Kenneth Baker [Wise 3771]

Arthur's Theme, Can You Read my Mind?, Send in the Clowns (*choose one*)
from Easy Piano Encyclopedia by Coates Dan [Warner Bro.Pub]

Big Spender, Only Love, Close to you, That Ole' Devil Called Love (*choose one*)
from The Complete Keyboard Player Song Book 4 by Kenneth Baker [Wise 7240]

Sound Scape : Using whatever Keyboard or rhythm resource you may wish to develop a sound picture for a maximum of four minutes on a subject of your own choosing. A formal structure may or may not be used. The candidate must give the examiner a short written statement of the aim of the Sound Scape.

Own Choice : *Guild approval required*

.....oOo.....

PERFORMANCE EXAM

LEVEL SIX

Examination Time : 25 minutes

Minimum Pass : 70 marks

In addition to the normal grade examination, performance exam is also available for candidates who prefer purely performance only, no other technical works required.

1) Performance : 80 marks


Candidates are required to perform a minimum of **FIVE contrasting pieces** from the above list of selections.. The FIVE chosen pieces have a total of 16 marks each and will form a list to be submitted for the examination. If the total performance time of the chosen pieces do not meet the minimum requirement of **15 minutes**, the candidate is allowed to choose additional pieces but the marks will be shared i.e.8 marks each to make a total of 16 marks for that section.

2) Summary : 20 marks

Candidates are required to prepare an information segment in a folio about each piece being played, evidence of research and give details as to the Composers/ Style/ Period/ Formal Analysis/ Keys and Key Modulations, etc. This is given to the examiner when entering the examination room. Candidates are required to announce the pieces performed, special features of the pieces performed may be mentioned and present as if for a performance. Presentation, clarity of voice, suitable dress, musicality, control, presentation etc. all these take into account.

.....oOo.....

1) Technical Work : 16 marks

Scales :	Similar motion. Hand together. Ascending & Descending Legato & Staccato touch and gradation of tone (Crescendo ascending and decrescendo descending) Tempo. Four crotchets = MM 108	Three octaves
	Major Any Major scale Harmonic Minor F#, Ab, A# Melodic Minor F#, Ab, A# Chromatic F#, G, G#	
Contrary Motion :	Major. F#, B, Eb Harmonic Minor F#, Ab, A# Chromatic F#, G, G#	Two octaves
3rds and 6ths :	Major C, D, E Harmonic Minor C, D, E	
Double octaves :	Major F, A Harmonic Minor F, A	One octave
Arpeggios :	Hands together, Ascending and descending Root Position and 1st and 2nd Inversions Major B, Db, Gb Minor C#, F#, G#	Three octaves
Contrary Motion :	Major B Minor F#	Two octaves
Dominant 7ths :	Root Position only, in the key of G, E, Bb	Three octaves
Diminished 7ths :	Root Position only, in the key of C, D	
Chords :	Major, minor, sixth, seventh, major seventh, minor seventh Diminished and augmented chords in all keys. Right hand in any position, Left hand single tonic note or octave	
Chord Progression :	The Examiner will ask for ONE of the following 1V 1c V7 1 Cadential 6/4 progression 1 1b 1V 1 Plagal Cadence progression 11b V7 V1 Interrupted cadences progression In the key of Db Major or F# Minor.	

2) Sight Reading : 7 marks

A short passage in a Major key up to four sharps or four flats, or in a Minor key up to three sharps or three flats. In any simple or compound time. Double stopping and advanced bowing technique must be expected.

3) Ear Test : 7 marks

Rhythm : To clap or tap a substantial four bar passage played twice by the Examiner. Dotted

crotchet, quavers and semiquavers used .

Intervals: The Examiner will play the Tonic chord of a suitable key and then play three notes consecutively within the scale octave. The test will be given twice before the answer is requested. The candidate can use letter names, degree names, solfa or intervals (1.2.3.4.5.6.7.8) when answering.

Pitch : To hum or sing the higher or lower notes of a Major or Minor Triad played in Root position by the Examiner. To hum or sing a phrase of 7-9 notes, either diatonic or chromatic after it has played twice by the Examiner.

Harmony : To identify as Major, Augmented or Diminished, Triads played in Root position by the Examiner.

4) General Knowledge : 6 marks



Background of the composers and of the works performed. Questions covering the form and structure of the pieces played, keys and modulations. Advance questions on intervals including compound, inverted , diatonic and chromatic. Cadences, Perfect, Plagal, Imperfect and interrupted.

Knowledge of, and recognition within the examination music performed. The outline given is a guide to the candidate. The Examiner may choose to ask any reasonable question relative to the grade in order to reach an assessment.

5) Performance : 64 marks

Candidates are required to perform FOUR contrasting pieces. (4 X 16 marks)

Canon in D *from* Easy Piano Encyclopedia by Pachelbel.Johann [Warner Bro. Pub]

I know Him So Well *from* The Complete Keyboard Player Song Book 4 by Kenneth Baker [Wise 7240]

Big Band Blues, Accents (*choose one*) *from* Deluxe Blues Solo Book by Dennis Matt [MB94714 MMC] Always, Jurassic Park, Hazard, Lonely Boy, Without You, Unchain My Heart (*choose one*)

from 16 Popular Standard Book 15 [Wise Pub, Music Sales]

Sound Scape : Using whatever Keyboard or rhythm resource you may wish to develop a sound picture for a maximum of four minutes on a subject of your own choosing. A formal structure may or may not be used. The candidate must give the examiner a short written statement of the aim of the Sound Scape.

Own Choice : *Guild Approval Required*

.....oOo.....

PERFORMANCE EXAM

LEVEL SEVEN

Examination Time : 35 minutes

Minimum Pass : 70 marks

In addition to the normal grade examination, performance exam is also available for candidates who prefer purely performance only, no other technical works required.

1) Performance : 80 marks

Candidates are required to perform a minimum of **FIVE contrasting pieces** from the above list of selections. The FIVE chosen pieces have a total of 16 marks each and will form a list to be submitted for the examination. If the total performance time of the chosen pieces do not meet the minimum requirement of **20 minutes**, the candidate is allowed to choose additional pieces but the marks will be shared i.e.8 marks each to make a total of 16 marks for that section.

2) Summary : 20 marks

Candidates are required to prepare an information segment in a folio about each piece being played, evidence of research and give details as to the Composers/ Style/ Period/ Formal Analysis/ Keys and Key Modulations, etc. This is given to the examiner when entering the examination room. Candidates are required to announce the pieces performed, special features of the pieces performed may be mentioned and present as if for a performance. Presentation, clarity of voice, suitable dress, musicality, control, presentation etc. all these take into account.

.....oOo.....